

PRODUCT DATASHEET

Last information update: May 2023



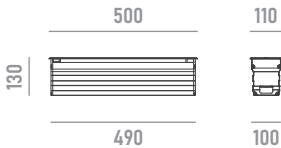
DAN 2.0

1913W50(0.5)

Inground linear LED wallwasher for outdoor applications

Technical Features

Power	50W
Input voltage	DC24V (constant voltage)
Insulation class	III
Delivered flux	2,000 lm ±10%
Light distribution type	symmetrical / elliptical
Beam angle	9°, 15°, 20°, 30°, 45° / 15°x60°
Light colour / CCT	RGBW
CRI	-
Source type	LED (4-IN-1)
LED number	10
MacAdam step	-
Power supply	Not included
Control	DMX512
Protection index	IP67
Impact resistance	IK10
Walk over	yes
Drive over	yes
Lifetime	50,000 hours Ta=25°C



Construction

Aluminum body and recessed box, tempered glass cover, stainless steel trim, polycarbonate optical lenses.

Temperature Limits

Ambient operating temperature	from -20°C to +50°C
Storage temperature	from -40°C to +70°C

Installation

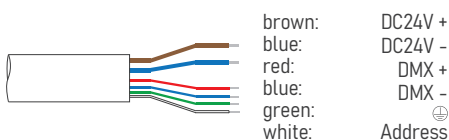
Ground recessed with recessed box.

Finish Colours


Stainless steel (for trim) as standard colour. RAL colours on request.

Wiring

Power/DMX input cable MALE connector 500mm
Power/DMX output cable FEMALE connector 500mm




Optional Accessories



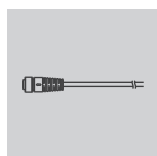
anti-glare accessory for improved visual comfort
*can not be ordered separately

honeycomb



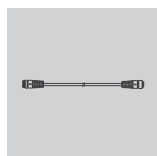
accessory for improved safety
*can not be ordered separately

anti-slip glass



with female 6-pin waterproof connector for DMX
* specify cable length to complete order

leader cable



with male and female 6-pin waterproof connector for DMX
* specify cable length to complete order

extension cable

Ordering Information

example: 1913W50(0.5).0009.4130K.01+A1

1913W50(0.5) · [] · [] · [] + []

product	beam angle	light colour / CCT	finish colour	accessory
DAN 2.0 500MM 50W	0009 9°	4130K RGB+3000K	01 stainless steel	A1 honeycomb
	0015 15°	4140K RGB+4000K		A2 anti-slip glass
	0020 20°			LC6 leader cable
	0030 30°			EC6 extension cable
	0045 45°			
	1560 15°x60°			

PRODUCT DATASHEET

Last information update: May 2023



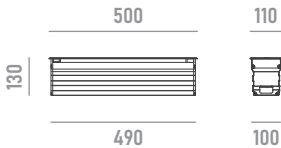
DAN 2.0

1913W50(0.5)(220V)

Inground linear LED wallwasher for outdoor applications

Technical Features

Power	50W
Input voltage	AC100-240V
Insulation class	I
Delivered flux	2,000 lm ±10%
Light distribution type	symmetrical / elliptical
Beam angle	9°, 15°, 20°, 30°, 45° / 15°x60°
Light colour / CCT	RGBW
CRI	-
Source type	LED (4-IN-1)
LED number	10
MacAdam step	-
Power supply	built-in
Control	DMX512
Protection index	IP67
Impact resistance	IK10
Walk over	yes
Drive over	yes
Lifetime	50,000 hours Ta=25°C



Construction

Aluminum body and recessed box, tempered glass cover, stainless steel trim, polycarbonate optical lenses.

Temperature Limits

Ambient operating temperature	from -20°C to +50°C
Storage temperature	from -40°C to +70°C

Installation

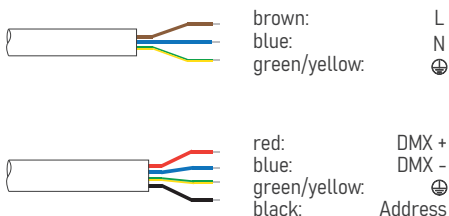
Ground recessed with recessed box.

Finish Colours


Stainless steel (for trim) as standard colour. RAL colours on request.

Wiring

Power input cable OPEN END 500mm
 DMX input cable MALE connector 500mm
 DMX output cable FEMALE connector 500mm




Optional Accessories




anti-glare accessory for improved visual comfort
*can not be ordered separately

honeycomb



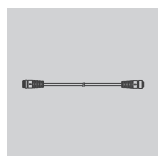
accessory for improved safety
*can not be ordered separately

anti-slip glass



with female 6-pin waterproof connector for DMX
* specify cable length to complete order

leader cable



with male and female 6-pin waterproof connector for DMX
* specify cable length to complete order

extension cable

Ordering Information

example: 1913W50(0.5)(220V).0009.4130K.01+A1

1913W50(0.5)(220V) · [] · [] · [] + []

product	beam angle	light colour / CCT	finish colour	accessory
DAN 2.0 500MM 50W	0009 9°	4130K RGB+3000K	01 stainless steel	A1 honeycomb
	0015 15°	4140K RGB+4000K		A2 anti-slip glass
	0020 20°			LC4 leader cable
	0030 30°			EC4 extension cable
	0045 45°			
	1560 15°x60°			