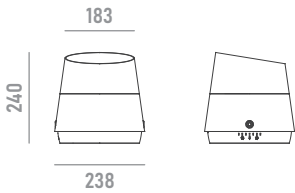


PRODUCT DATASHEET

Last information update: May 2023



GOCCIA

1916W60

On-ground LED floodlight for outdoor applications

Technical Features

Power	60W
Input voltage	AC100-240V
Insulation class	I
Delivered flux	2,700 lm ±10%
Light distribution type	symmetrical / elliptical
Beam angle	15°, 20°, 30° / 15°x60°
Light colour / CCT	RGBW
CRI	-
Source type	LED (4-IN-1)
LED number	9
MacAdam step	-
Power supply	Built-in
Control	DMX512
Protection index	IP66
Impact resistance	IK08
Lifetime	50,000 hours Ta=25°C

Construction

Fluorocarbon painted die-cast aluminum body, tempered glass cover, polycarbonate optical lenses.

Temperature Limits

Ambient operating temperature	from -20°C to +50°C
Storage temperature	from -40°C to +70°C

Installation

Surface mounted with adjustable base.

Finish Colours


RAL9023 as standard colour, other RAL colours on request.

Wiring

Power input cable OPEN END 500mm
 DMX input cable MALE connector 500mm
 DMX output cable FEMALE connector 500mm




Optional Accessories



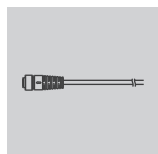
anti-glare accessory for improved visual comfort
*can not be ordered separately

honeycomb




anti-glare accessory for improved visual comfort
*can not be ordered separately

anti-glare glass



with female 4-pin waterproof connector for DMX
* specify cable length to complete order

leader cable



with male and female 4-pin waterproof connector for DMX
* specify cable length to complete order

extension cable

Ordering Information

example: 1916W60.0015.4130K.01+A1

1916W60 · [] · [] · [] + []

product	beam angle	light colour / CCT	finish colour	accessory
GOCCIA 60W	0015 15°	4130K RGB+3000K	01 RAL9023	A1 honeycomb
	0020 20°	4140K RGB+4000K		A2 anti-glare glass
	0030 30°			LC4 leader cable
	1560 15°x60°			EC4 extension cable