

## PRODUCT DATASHEET

Last information update: May 2023



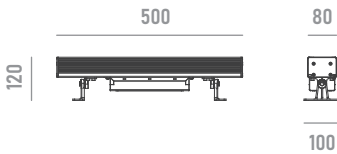
### YORK L 500MM

2508W100(0.5)

Architectural linear LED wallwasher for outdoor applications

#### Technical Features

Power	100W
Input voltage	AC100-240V
Insulation class	I
Delivered flux	8,000 lm ±10%
Light distribution type	symmetrical / elliptical
Beam angle	6°, 12°, 20°, 30°, 45°, 60° 5°x20°, 10°x70°
Light colour / CCT	2700K, 3000K, 4000K
CRI	80
Source type	LED
LED number	12
MacAdam step	5
Power supply	included
Control	ON/OFF
Protection index	IP66
Impact resistance	IK07
Lifetime	50,000 hours Ta=25°C



#### Construction

Anodized extruded aluminum body, tempered glass cover, polycarbonate optical lenses.

#### Temperature Limits

Ambient operating temperature	from -20°C to +50°C
Storage temperature	from -40°C to +70°C

#### Installation

Surface mounted with adjustable bracket.

#### Finish Colours


Alumunim as standard colour, RAL colours on request.

#### Wiring

Power input cable OPEN END 500mm

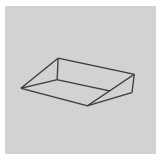


**Optional Accessories**

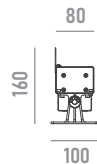


anti-glare accessory for improved visual comfort  
\*can not be ordered separately

**honeycomb**



anti-glare accessory for improved visual comfort  
\*can not be ordered separately



**visor**

**Ordering Information**

example: **2508W100(0.5).0006.2780.01+A1**

2508W100(0.5) · [ ] · [ ] · [ ] + [ ]

product	beam angle	light colour / CCT	finish colour	accessory
YORK L 500MM 100W	<b>0006</b> 6°	<b>2780</b> 2700K RA80	<b>01</b> aluminum	<b>A1</b> honeycomb
	<b>0012</b> 12°	<b>3080</b> 3000K RA80		<b>A2</b> visor
	<b>0020</b> 20°	<b>4080</b> 4000K RA80		
	<b>0030</b> 30°			
	<b>0045</b> 45°			
	<b>0060</b> 60°			
	<b>0520</b> 5°x20°			
	<b>1070</b> 10°x70°			